Küsten Kind
SAFE
HAVEN

General safety instructions

DEKRA
tested to DIN EN1130:2019

WARNING

- Stop using the product as soon as the child can sit, kneel or pull themselves up to a standing position.
- Do not place additional items (e.g., toys, pillows, etc.) in the hammock – this could cause suffocation.
- Only use the mattress sold with this baby hammock.
- Do not use more than one mattress with this product.
- Do not place the product close to another item that could present a danger of suffocation or strangulation, e.g., ropes, blind/curtain cords, etc.
- Position the baby hammock in a location where excessing swinging of the hammock would not cause injury. Suspended baby hammocks can also pose a risk to other children.
- Only place frames on flat, solid ground. Uneven surfaces can make the product unstable.
- Never let children play unsupervised near the baby hammock.
- Ensure that all parts of the baby hammock are properly attached at all times, and check that they are in a faultless condition before use: otherwise they could trap parts of the child or clothing.
- Never hang the baby hammock near an open fire or other heat sources such as radiators, heaters, etc.
- Do not use the hammock if any part of the product is damaged, faulty or missing. Do not use makeshift parts.

ATTACHMENT

NOTE ON CEILING ATTACHMENT

Use the extension chain to adjust the height of the hammock from the ground. Any remaining chain links can be stored in the bag provided.



Please pay attention to the central point of the hammock (marked) – otherwise the baby hammock may not hang straight.

c.

Bundle the left and right sides of the baby hammock and attach the wooden crossbar. You can vary the width of the baby hammock by adjusting the height of the crossbar.

a.

Unfold the baby hammock.

b.

Draw the top part of the fabric together in the middle and fix it with the D-ring. Then hook it into Snap Hook 3.

Height of the hammock including the metal suspension parts: 120 cm

Minimum distance from the ground: 55 cm

d.

All done – time to put your feet up!

GROUND

STEP

3



Choose the appropriate spring for your baby's weight (3–7 kg or 6–12 kg)

Use the enclosed fabric cover to hide these parts of the product and to conceal the extension chain if required.

for future reference

STEP
1

Choose your attachment: a door clamp, wall attachment or ceiling hook.



DOOR CLAMP



WALL ATTACHMENT



SUSPENSION CHAIN

Please ensure a solid and secure load-bearing surface for wall and ceiling attachments. PAULI & CO cannot assume any liability for the load-bearing strength of the surface used.

STEP
2

This PAULI & CO baby hammock has been packed with care. But please do check to ensure that all parts have been included. To guarantee that your baby is 100% safe, please follow all the steps described below.

SNAP HOOK 1

IMPORTANT – Please read carefully and retain

PAULI & CO

FOR THE LITTLE ONES

As safe as mummy's tummy

Good for you and your child

A baby hammock is a special type of baby cradle. Because it is suspended, it supports the natural position of your baby.
The hammock fabric envelops your baby, giving them a sense of security. And this is why the choice of materials is so important to us. We only use high-quality jacquard woven cotton fabric.

OEKO-TEX®
CONFIDENCE IN TEXTILES
STANDARD 100
Special Articles
21.0.51135 HOHENSTEIN HTTI
CERTIFIED

DEKRA
TESTED

HANDMADE
IN HAMBURG

We believe in using local products. And this applies to both the materials we use and our production process. Your baby will be snoozing on a mattress that is filled with either organic sheep's wool from northern Germany or with kapok. So our baby hammock can also be 100% vegan!

100% VE

SHEEP'S WOOL MATTRESS
100% PURE NEW WOOL

OR

NATURAL FIBRE MATTRESS
100% KAPOK

ECO-FRIENDLY,
SUSTAINABLE & LOCAL

STYLISH AND INNOVATIVE

Our stylish wooden frames are made from the best, sustainably grown solid wood – an exclusive piece of furniture designed for you. We have also created lots of other super smart solutions to make your life easier, so you can just sit back and relax.

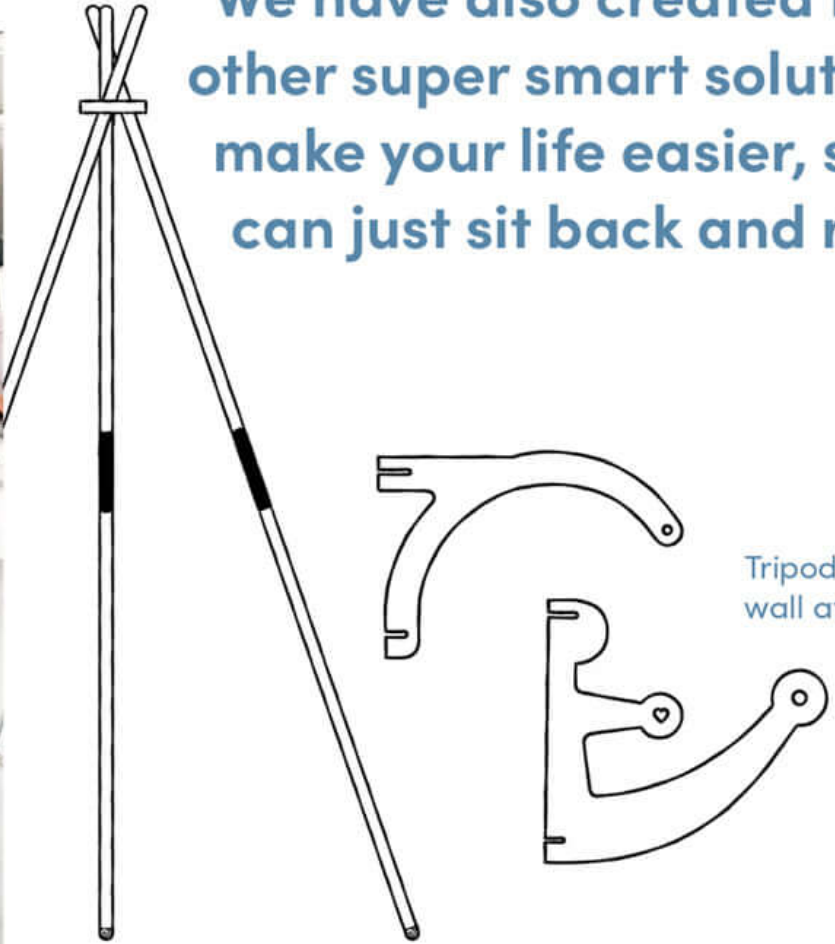

Tripod & wall attachment

DESIGNED TO LOOK GREAT IN YOUR HOME

CHARITY WORK

Let's give something back!

We care deeply about children. And not just our own. That is why we are working to support the "Mattisburgen" in Germany. The "Mattisburgen" foundation helps childr who have experienced violence, extreme neglect and sexual abuse. We donate €5 to the "Mattisburgen" for every PAULI & CO baby hammock that we sell.

en

PAULI & CO Manufaktur GmbH
Stuhtsweg 19, 22159 Hamburg, Germany

www.pauliundco.de ✦ info@pauliundco.de
Follow us on Instagram: @pauliundco.de